

# Circulation Valve Upgrade Kits

312070D

EN

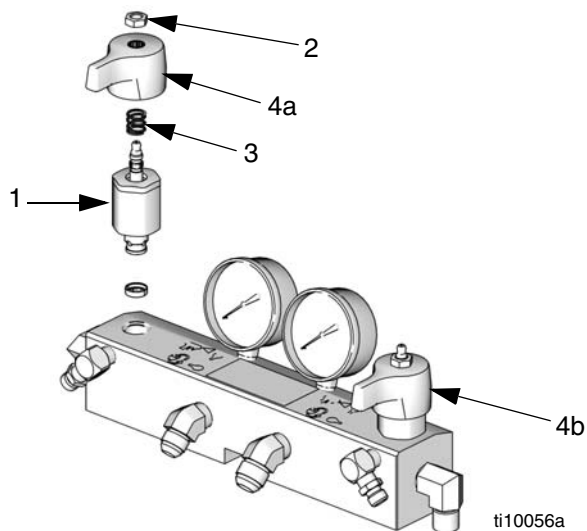
**To replace circulation valves on Graco fluid manifold.**



## Important Safety Instructions

For complete instructions and warnings see the corresponding system manuals.

Description	Carbon Steel	Stainless Steel
Circulation Valve Set Kit	255148	24E308
Circulation Valve Iso Kit	255149	24E309
Circulation Valve Resin Kit	255150	24E310



## Kits Include:

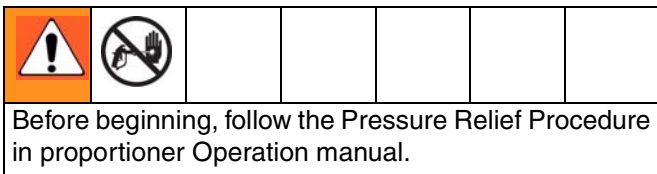
Ref.	Part	Description	Qty
1†	247824	VALVE, drain, cartridge;	2
		cs kits only	
	289998	VALVE, drain, cartridge;	2
		sst kits only	
2†	112309	NUT, hex, jam	2
3†	150829	SPRING, handle	2
4a✕	247788	HANDLE, iso (red)	1
4b★	247789	HANDLE, resin (blue)	1
5	113500	ADHESIVE	1
6✓	117792	GUN, grease	1
7✓	117773	GREASE	1

† Iso and Resin Valve Kits include quantity of 1.

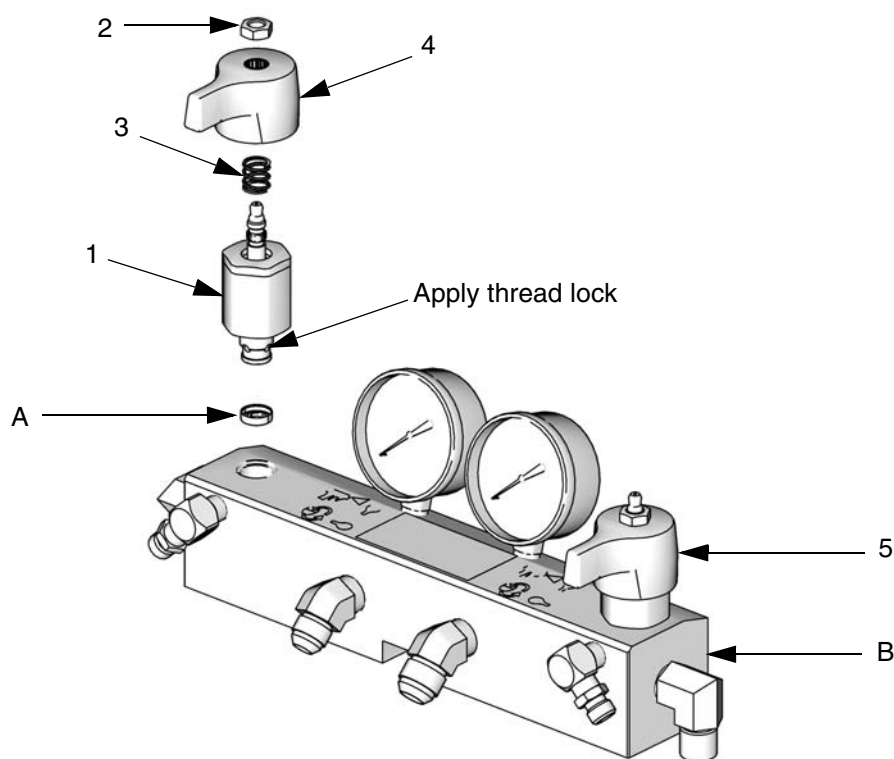
✕ Not included in Resin Valve Kits.

★ Not included in Iso Valve Kits.

✓ Included with Circulation Valve Set Kits only.



1. Ensure manifold (B) has been thoroughly cleaned. Remove any build up from ISO, resin, or old parts.
2. Ensure plastic gaskets (A) are attached to bottom of each valve (1).
3. Apply thread lock to threads on bottom of each valve (1).
4. Assemble valves into manifold (B). Torque valves (1) to 30-33 ft-lbs (41- 45 N•m).
5. Apply Fusion<sup>®</sup> grease (117773) to both ends of springs (3).
6. Place springs (3) over stems and onto valves (1).
7. Assemble blue handle (5) on right valve and red handle (4) on left valve by placing handle over stem and onto spring (3).
8. Reposition handles (5, 6), if needed, so handles are facing forward when valves are in CLOSED position.
9. Press down on top of handles and assemble nuts (2) to stems. Torque nut to 90-110 in-lbs (10-12 N•m).
10. Grease both valves with Fusion grease (117773) once a week.



ti10056a

*All written and visual data contained in this document reflects the latest product information available at the time of publication. Graco reserves the right to make changes at any time without notice.*

*For patent information, see [www.graco.com/patents](http://www.graco.com/patents).*

Original instructions. This manual contains English. MM 312070

**Graco Headquarters:** Minneapolis  
**International Offices:** Belgium, China, Japan, Korea

**GRACO INC. AND SUBSIDIARIES • P.O. BOX 1441 • MINNEAPOLIS MN 55440-1441 • USA**  
**Copyright 2007, Graco Inc. All Graco manufacturing locations are registered to ISO 9001.**

[www.graco.com](http://www.graco.com)  
 Revised February 2012

APPLICATION FAST SET

483 Avenue Lazare Ponticelli  
 77220 Gretz-Armainvilliers  
 Tel : 01 64 16 41 63 - Fax : 01 64 16 48 67  
[contact@afs-bicomposant.fr](mailto:contact@afs-bicomposant.fr)  
[www.afs-bicomposant.fr](http://www.afs-bicomposant.fr)